


ORLEANS ELEMENTARY SCHOOL
Accomplishments, Goals, and Priorities
2012-13

Accomplishments

Accomplishments during the past year have continued to be expansive, supporting and building upon the established missions of Orleans Elementary School and the Nauset district.

- **TECHNOLOGY** – Installation and updating of the following: 22 new computers and a color printer in Computer Lab, 11 full Smartboard set-ups in each Gr. 1-5 class including document camera, laptop, projector and speakers, new server for increased bandwidth, wireless throughout building, 14 new printers for classrooms, 4 Ipads to support special needs students. Computers removed from Lab were transferred into classrooms. Software improvements include the following: Updated Word access installed on all computers in building, updated Type to Learn program installed for full teaching of keyboarding skills. Professional development for staff is ongoing.
- **STAFFING** – 4 retirements have led to replacement of the Spanish Teacher, Librarian and an Educational Assistant. A part time cafeteria employee was not replaced.
- **CURRICULUM** – Achievement as measured by MCAS performance tests in Gr. 3-5 provide evidence of high achievement and academic excellence in English Language Arts, Math and Science. Extensive curriculum work was ongoing: Newly introduced ELA, Math and Science Draft Common Core Standards and Frameworks were an instructional focus. Assessment and data collection has been accentuated across all subject areas. Lego robotics is now being instructed in Gr. 4-5. Boston Museum of Science kits were purchased and are being incorporated in Gr. K-5 to support new Draft Science Standards. Integrated subject area field trips have been expanded for most grade levels. Professional development in many disciplines is provided to staff as continued enhancement to expertise.



- **BUILDING MAINTENANCE AND FACILITIES** – Improvement and replacement of the following: Protective wall pads installed around perimeter of gym; cafeteria and stage floors stripped / refinished; bathroom partitions replaced in 6 student lavatories; window and door replacement throughout building; floor surface replacement on handicap ramp. Funds were sought and acquired through Orleans Building and Maintenance Plan and the TLCR town feasibility study for municipal building improvement.
- **PLAYGROUND** – Dismantling of old playground; extensive planning and fundraising for new structure; community build of new playground completed; master plan, site plan, landscape design for next project component is presently underway.



- **COMMUNITY OUTREACH** – An already rich community outreach program has been enhanced by involvement with the following: Big Brothers Big Sisters Program, Elder Services of Cape Cod volunteers and hundreds of community and business supporters for our Playground Project. OES students reached out to the troops, families in need, the elderly and also environmentally in numerous ways.

- **GRANT FUNDS** have been sought and received from many sources with a sampling including Cape Cod Five Bank, Cape Cod Foundation, Brotherton Foundation, Orleans Pond Coalition, Orleans Improvement Association, Nauset Garden Club, and many more.
- **AFTER SCHOOL PROGRAMMING** has continued with Afternoon Athletics, Spanish Enrichment, Junior Great Books, Audubon Programs, Jr. Garden Club, Yoga, and academic support sessions.

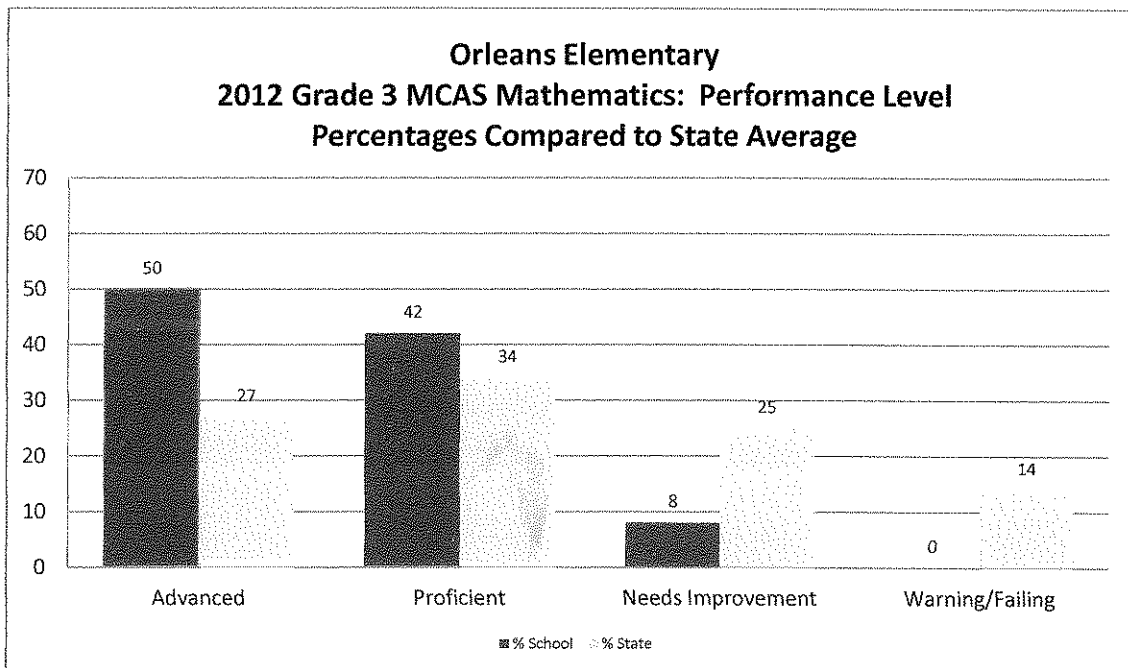
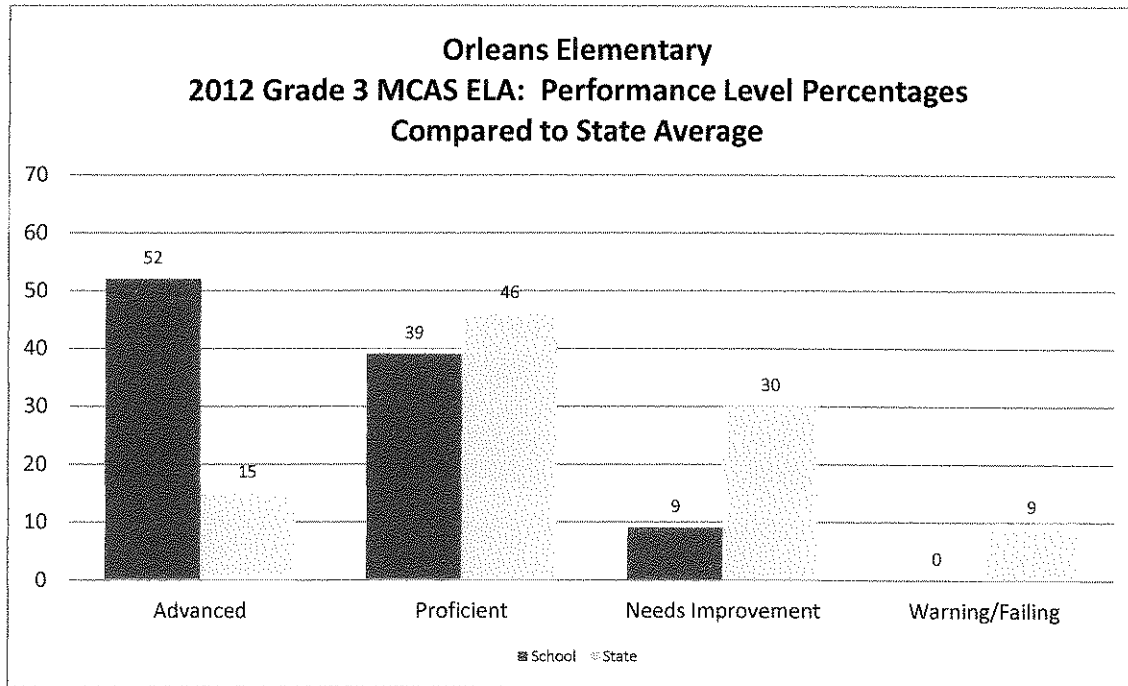
GOALS and PRIORITIES for 2013-2014

- **Maintain high expectations for student achievement, character development and environmental stewardship.**
- **Continue integration of technology into instruction, providing support to staff with professional development, and expansion of keyboarding and technical abilities of all constituents. Update software programs to match shifts in core content areas.**
- **Fully implement updated MA Common Core State Standards in ELA, Math and Science with an expanded target focus on writing, problem solving, nonfiction, research skills and oral presentation skills. Transfer and utilize curriculum information on the Atlas system.**
- **Ongoing improvement to building and facilities infrastructure through professional study, prioritization of needs and project completion including installation of a new HVAC system.**
- **Work collaboratively with staff to build an increased understanding and use of data based decision making, tiered and differentiated instruction and Universal Design to meet the needs of our varied learning populations.**
- **Implement further expansion of health and wellness initiatives that educate and encourage globally healthy choices for students and families.**
- **Celebrate the talents and accomplishments of our students through performance, presentation, art, music, firsthand experience, creative resources and giving back to the community in which they live.**
- **Manage expenses within a budget this year which will include substantial cost for an outside student placement and a marked increase in employee fringe benefits.**

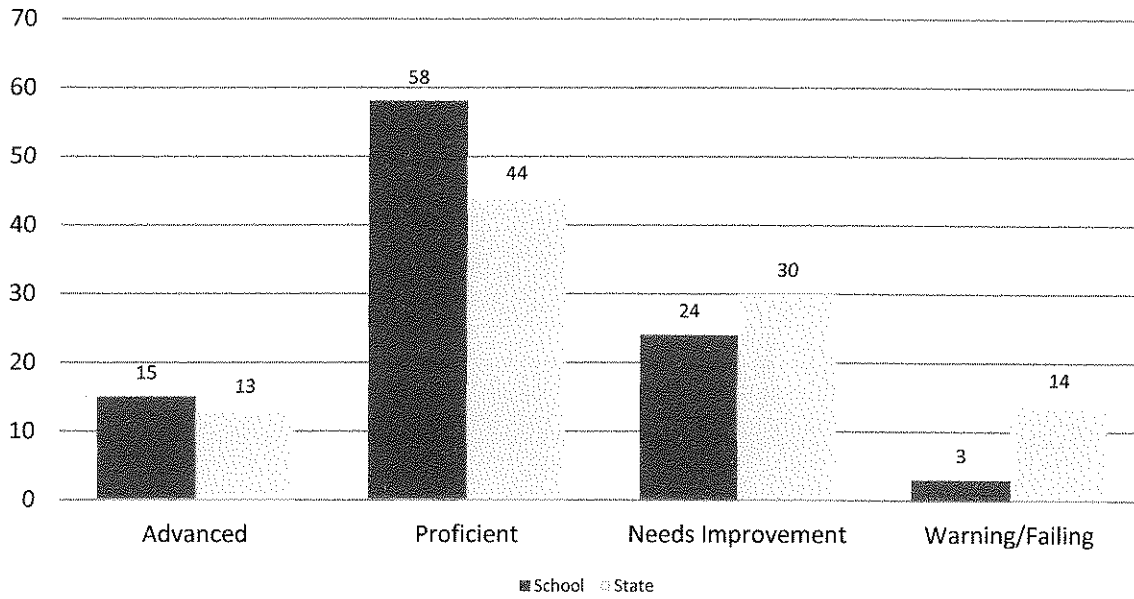


2012 MCAS Scores: Orleans Elementary Level of Performance

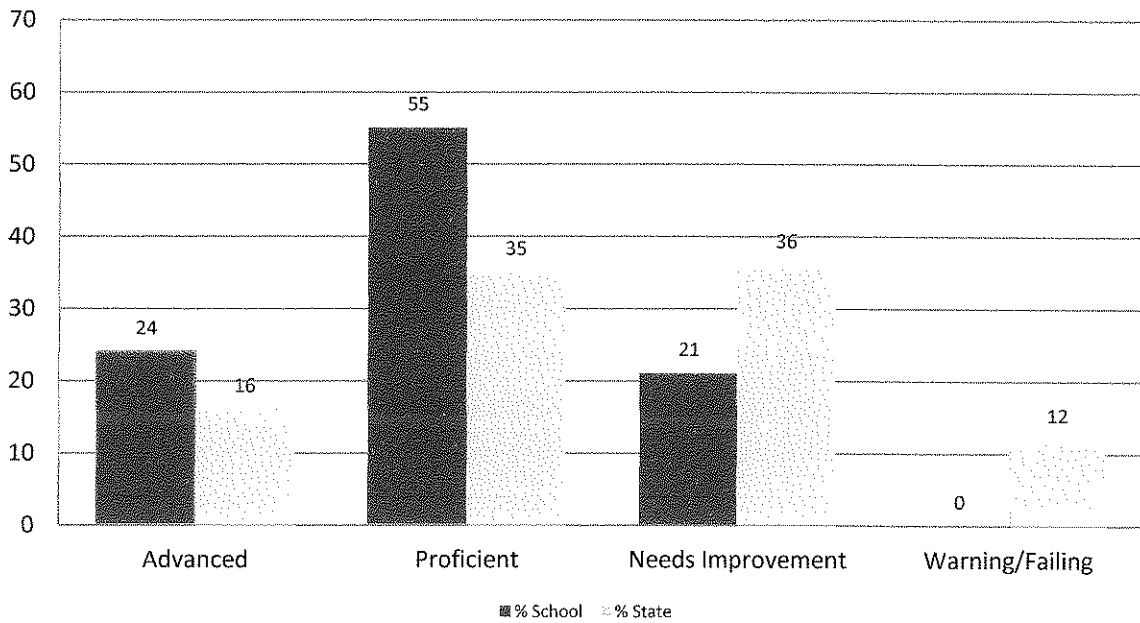
In 2012, Orleans Elementary School earned a Composite Performance Index (CPI) of 92.9 in ELA for all students. This is a 2.2 percentage increase from 2011. The CPI for all students rose by 4.2 percentage points to 90.4 in math and by 2.5 percentage points in science. Both of these scores result in an Above Target rating. OES also achieved a Cumulative Progress and Performance Index of 93 for all students and 88 in the High Needs category. These scores exceeded the required target of 75 and resulted in OES earning a Level 1 performance rating for narrowing proficiency gaps. In addition, OES received extra credit points in ELA and math for increasing the percentage of students scoring Advanced by 10% or decreasing the percentage of students scoring Warning/Failing by 10%. Student Growth Percentages are "On Target" in science, math and ELA as well. The school's overall performance relative to other schools in same grade span falls in the 82nd percentile. To maintain excellence, we engage in a cycle of inquiry which includes data analysis and dialogue to ensure we provide an exemplary learning environment for all students. This process requires us to continually reflect upon curriculum, instruction, and assessments in an effort to meet the needs of all students. Our commitment to education translates into many positives. For example, compared to 995 similar schools, we rank 13th in grade 3 ELA and math.



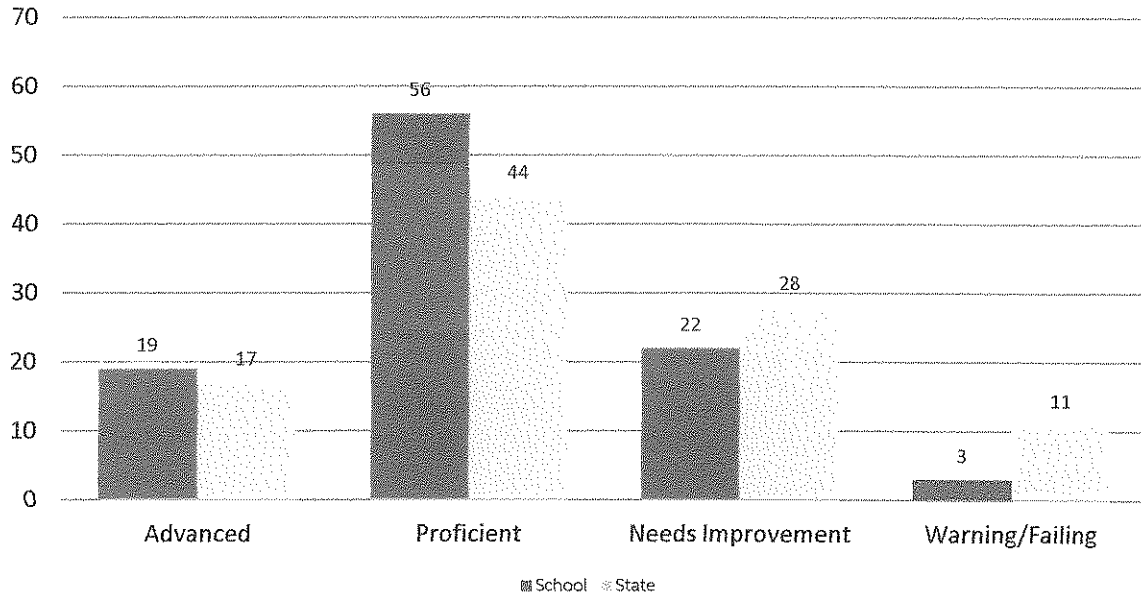
**Orleans Elementary
2012 Grade 4 MCAS ELA: Performance Level Percentages
Compared to State Average**



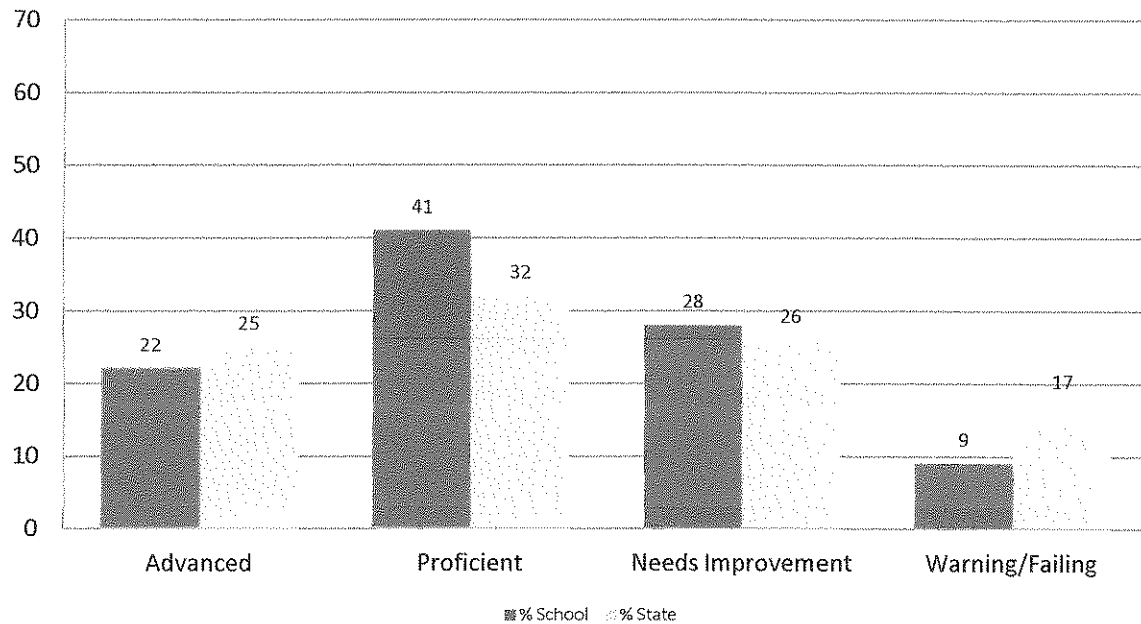
**Orleans Elementary
2012 Grade 4 MCAS Mathematics: Performance Level
Percentages Compared to State Average**



**Orleans Elementary
2012 Grade 5 MCAS ELA: Performance Level Percentages
Compared to State Average**



**Orleans Elementary
2012 Grade 5 MCAS Mathematics: Performance Level
Percentages Compared to State Average**



Orleans Elementary
2012 Grade 5 MCAS STE: Performance Level Percentages
Compared to State Average

